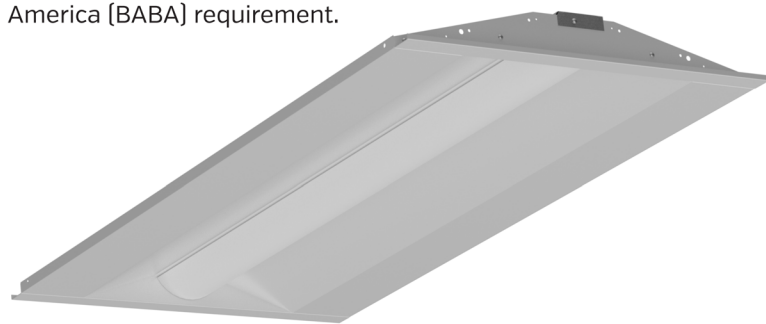


# HARRIS LED TROFFER LTHE, GEN 2

## LTHE2

### Applications

The HARRIS LTHE2 recessed Lay-In Troffer is for use in commercial, office, retail, education, healthcare or anywhere T-Bar Lay-In Grid is found in 1' x 4', 2' x 2', and 2' x 4'. This Luminaire has the same aesthetic as the LDRE3 troffer retrofit and can be used in the same space. The LTHE2 provides even light distribution and improved energy savings over commonly used fluorescent troffers. This manufactured product meets the Build America, Buy America (BABA) requirement.



LTHE22403LUNVFD840MSP-BABA

Project Name:	
Catalog Number:	
Type:	
Note:	
Date:	



### Construction & Design

- This is a manufactured product in the United States that meets the 55% threshold for Build America Buy America (BABA) compliance
- Wide light distribution reduces wall and ceiling dark spaces
- Matte white finish aluminum fixture ends and acrylic contour lens diffuses LEDs in the work environment
- Energy efficient with low environmental impact

### Additional Options

- Field installed Battery Back Up available in 10w, Certified in CA Title 20 [not BABA Compliant]

### Electrical

- Available in 120v-277v
- Hardwired connection to power
- Standard 0-10v Dimming Drivers
- Power Factor >0.9\*
- Total Harmonic Distortion < 20%\*

\*Note: Varies based on option

### Lumen Maintenance

See lumen maintenance table on page 2

### Fixture Certification & Listings

- UL/cUL Listed for Damp Locations
- Build America Buy America Compliant
- Type IC Rated (for insulation)
- DesignLights Consortium™ Standard qualified luminaire
- Visit the [DLC QPL](#) for listed models

### Patent Information

Orion is serious about intellectual property. This product may be covered by one or more patents. Patent information available at <http://www.orionlighting.com/about/patents>

### Warranty

See Orion's [Product Limited Warranty](#) for more details and information

# HARRIS LED TROFFER LTHE, GEN 2

## LTHE2

### Performance Information, 120v, 4000K, ≥80 CRI<sup>1</sup>

Nominal Lumen Code	Actual Lumens	Wattage	LPW	Input Current
<b>1' x 4'</b>				
02L	2,122lm	14w	153	0.12A
03L	3,229lm	21w	154	0.18A
04L	4,042lm	27w	150	0.23A
<b>2' x 2'</b>				
02L	2,290lm	15w	154	0.13A
03L	3,111lm	21w	148	0.18A
04L	3,960lm	27w	146	0.23A
<b>2' x 4'</b>				
03L	3,323lm	21w	158	0.18A
04L	4,158lm	27w	155	0.22A
06L	5,821lm	40w	146	0.34A
08L	7,851lm	52w	150	0.44A

### Lumen Maintenance<sup>2</sup>

Fixture Size	Nominal Lumen Code	Nominal Lumens	Operating Temperature	Calculated Lumen Maintenance		
				L70	L80	L90
1' x 4'	02L	2,000	25°C	197,000	123,000	59,000
			55°C	149,000	93,000	44,000
1' x 4'	03L	3,000	25°C	197,000	123,000	59,000
			55°C	149,000	93,000	44,000
1' x 4'	04L	4,000	25°C	197,000	123,000	59,000
			55°C	149,000	93,000	44,000
2' x 2'	02L	2,000	25°C	403,000	243,000	103,000
			55°C	128,000	78,000	34,000
2' x 2'	03L	3,000	25°C	403,000	243,000	103,000
			55°C	128,000	78,000	34,000
2' x 2'	04L	4,000	25°C	403,000	243,000	103,000
			55°C	128,000	78,000	34,000
2' x 4'	03L	3,000	25°C	197,000	123,000	59,000
			55°C	149,000	93,000	44,000
2' x 4'	04L	4,000	25°C	197,000	123,000	59,000
			55°C	149,000	93,000	44,000
2' x 4'	06L	6,000	25°C	197,000	123,000	59,000
			55°C	149,000	93,000	44,000
2' x 4'	08L	8,000	25°C	197,000	123,000	59,000
			55°C	149,000	93,000	44,000

### Additional Specification Information

<sup>1</sup> Actual performance may vary by up to ±10% of values listed; facility factors and fixture options can affect performance values

<sup>2</sup> Calculated hours based on TM-21 projections and components used at the time of testing. Warranty is not associated with Calculated Lumen Maintenance

# HARRIS LED TROFFER LTHE, GEN 2

## LTHE2

Ordering Information Example (NOTE: No dashes or spaces unless noted below)


**LTHE22403LUNVFD840MSP-BABA**

Ordering Information (Enter Selected Catalog Number Below)

Series	Fixture Size	Nominal Lumen Code <sup>3</sup>	Voltage	Driver Type	CRI; Color Temp	Lens Options	Packaging Options	Fixture Certifications
<b>LTHE2=</b> HARRIS LED Troffer LTHE, Gen 2	<b>14=</b> 1' x 4' <b>22=</b> 2' x 2' <b>24=</b> 2' x 4'	<b>1' x 4'</b> <b>02L=</b> 2,000lm <b>03L=</b> 3,000lm <b>04L=</b> 4,000lm <b>2' x 2'</b> <b>02L=</b> 2,000lm <b>03L=</b> 3,000lm <b>04L=</b> 4,000lm <b>2' x 4'</b> <b>03L=</b> 3,000lm <b>04L=</b> 4,000lm <b>06L=</b> 6,000lm <b>08L=</b> 8,000lm	<b>UNV=</b> 120v-277v	<b>FD=</b> Full Dimming	<b>835=</b> 80CRI; 3500K <b>840=</b> 80CRI; 4000K <b>850=</b> 80CRI; 5000K	<b>M=</b> Opaque Matte	<b>(Blank)=</b> Bulk Pack <b>SP=</b> Single Pack	<b>-BABA=</b> Buy America Build America Compliant  <u>Note: This is a manufactured product in the United States that exceeds the 55% threshold for Build America Buy America [BABA] compliance</u>

### Not BABA Compliant Accessories (Field Installed)

Field Installed Battery Back Up Kit	
LTHE2-UNV-BB10-KIT	Battery Back Up Kit, 10w for Field Installation



Battery Back Up  
(LTHE2-UNV-BB10-KIT)

### Additional Specification Information

<sup>3</sup> For actual lumens, see performance table

# HARRIS LED TROFFER LTHE, GEN 2

## LTHE2

### Physical Information<sup>4</sup>

Nominal Lumen Code	Length/Width	Depth	Weight
02L/03L/04L	Designed to Fit Industry Standard 1' x 4', 2' x 2', and 2' x 4' T-Bar Grid Openings	3.13"	4.00lbs.
02L/03L/04L		3.13"	6.00lbs.
03L/04L/06L/08L		3.13"	11.00lbs.

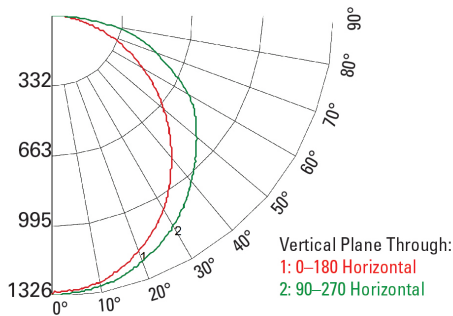
### Ambient Operating Temperatures

Nominal Lumen Code	120-277v Voltages	Field Installed Battery Back Up
All Lumen Packages	0°C to 55°C [32°F to 131°F]	Min. Operating Temp. 0°C [32°F]

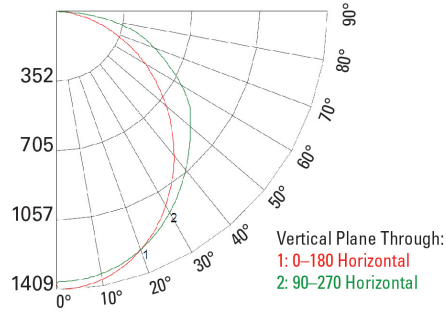
### Photometrics

Visit [orionlighting.com](http://orionlighting.com) to obtain all .IES files

22 04L 835



24 04L 835



### Additional Specification Information

<sup>4</sup> Weight and depth will vary based on option selection