

## Specification:

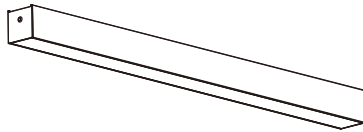
Example: LED-WL

Model No.	Nominal Watts**	Input Voltage	CRI	Color* Temp	Finish	Option
LED-WL4-D	40W	UNV= 120-277VAC	8=80+	TK=5000 K  /4000K  /3000K	WH=White	EM = Emergency Driver  TP = T-Grip Pendant  CP = Canopy Pendant  FAO = Tunable
LED-WL4-UD	40W					
LED-WL6-D	58W					
LED-WL6-UD	58W					
LED-WL8-D	77W					
LED-WL8-UD	77W					

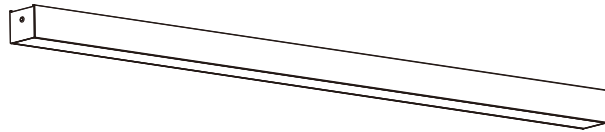
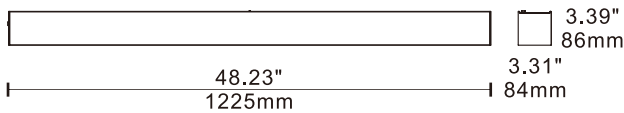
\* Different LED Kelvin temperature available with 4-6 week lead time. Please call for a quote.

\*\* DISCLAIMER: This test report was produced in accordance with IES LM-79 photometric testing protocol for luminaires, using a single representative test fixture. Actual production units may vary from the values reported here by up to ±10%.

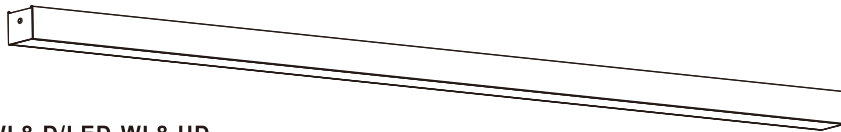
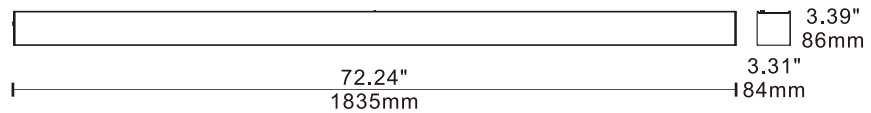
## Dimension:



LED-WL4-D/LED-WL4-UD



LED-WL6-D/LED-WL6-UD



LED-WL8-D/LED-WL8-UD



505 S. Yorbita Road, City of Industry, CA 91744, USA  
 Tel: (626)839-8868 Fax: (626)581-8099  
 e-mail: sales@grandlite.com  
[www.grandliteled.com](http://www.grandliteled.com)



Scan QR CODE  
for more information