



Available Options

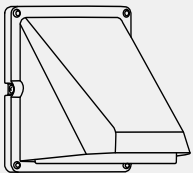


Optional photo control

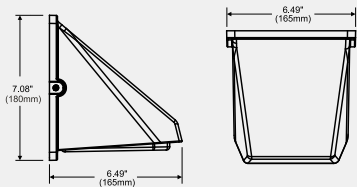


Quick mount

Line Drawing



Dimensions



Product Description:

Architectural design incorporated with high performance LED light engine. This luminaire performs efficiently and steadily in any given environment. Uniform light distribution is delivered through a frosted diffuser. It is ideally used for condos, apartments, hotels, porches, and is suitable for indoor and outdoor spaces to replace old-fashioned incandescent Jelly Jars.

Optional mounting and Kelvin color* with adder.

Features:

LISTING

UL and CUL listed for wet locations

HOUSING

Die-cast aluminum body

LEDS

New generation COB technology

FINISH

UV stabilized powder coated finish

LENS

High - impact polycarbonate diffuser

OPTIONS

Optional photo control-120V only with adder

Finish - Bronze. Color option with adder

Installation

Quick mount installation

Specification

Model No. ▶	LED-1503
System watts ▶	13
Lumen Output ▶	1606 lm**
Color ▶	5000 K
MA ▶	300 MA
Input Voltage ▶	120~277V
CRI ▶	70+
Starting Temp ▶	-40°C
Equivalent ▶	50W MH



Available Options

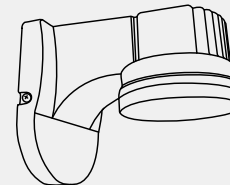


Optional photo control

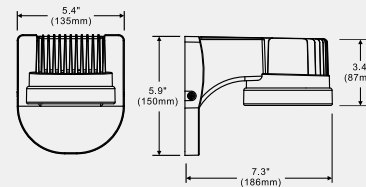


Quick mount

Line Drawing



Dimensions



Product Description:

Architectural design incorporated with high performance LED light engine. This luminaire performs efficiently and steadily in any given environment. Uniform light distribution is delivered through a frosted diffuser. It is ideally used for condos, apartments, hotels, porches, and is suitable for indoor and outdoor spaces to replace old-fashioned incandescent Jelly Jars.

Optional mounting and Kelvin color* with adder.

Features:

LISTING

UL and CUL listed for wet locations

HOUSING

Die-cast aluminum body

LEDS

New generation COB technology

FINISH

UV stabilized powder coated finish

LENS

High - impact polycarbonate diffuser

OPTIONS

Optional photo control-120V only with adder

Finish - Bronze. Color option with adder

Installation

Quick mount installation

Specification

Model No. ▶	LED-1505
System watts ▶	12
Lumen Output ▶	1400 lm**
Color ▶	5000 K
MA ▶	300 MA
Input Voltage ▶	120~277V
CRI ▶	70+
Starting Temp ▶	-40°C
Equivalent ▶	50W MH